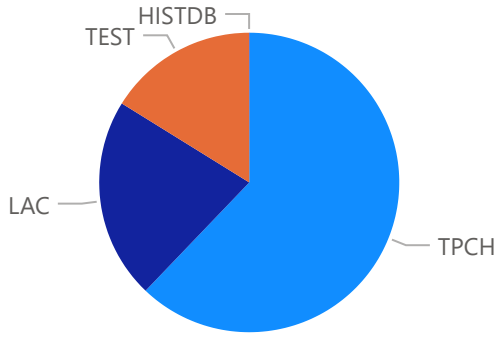


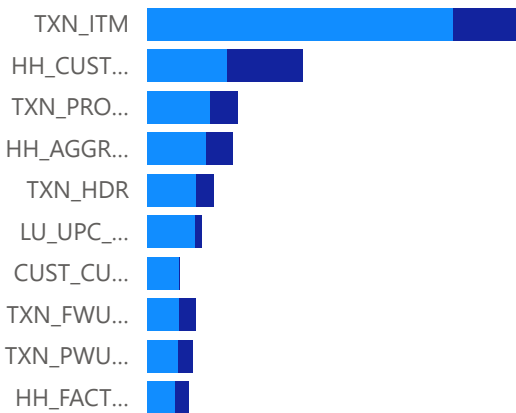
Smart Health Check

Database Sizes



package	version
Customer	smarts
FDT	FDT 4.1.1.1
HPF	Host Platform Configuration Version 5.6.0.1
HWSUPPORT	Build Number: 181120-11, Date: 2018/11/20 08:36:40
INZA	3.3.9
NZKIT	Release 7.2.1.8-P2 [Build 25]
OSKERNEL	2.6.32-754.41.2.el6.x86_64
OSVERSION	Red Hat Enterprise Linux Server release 6.10 (Santiago)
SQLEXTENSION	IBM Netezza SQL Extensions XML / Regular Expression Library Version 7.2.1.10 Build ()
System	striper

Ungroomed Tables



Hardware Failures

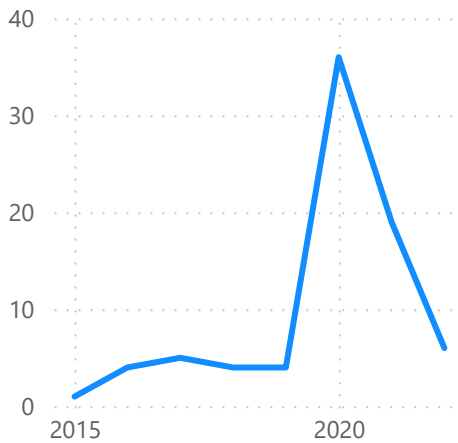
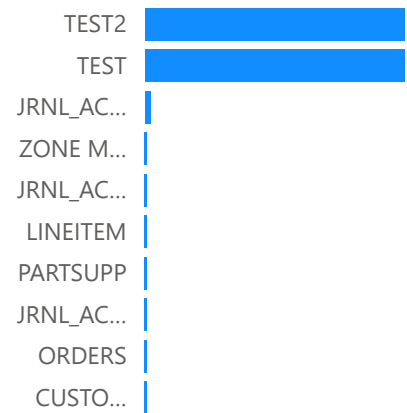


Table Skew



Rule	Issue	Advice
ALS010	Know issues with firmware release	This version of firmware has known major issues which can impact overall system performance/stability. Please contact Smart AfterLife support
SHC013	/var file system is running out of free inodes	Reaching inodes limit in this critical mount point may lead to system instability. Free some space for /var volume. Tip: Look for core dump files, logs and old NPS versions that you can delete to free disk space. 1. Look for core dump files generated by the NPS using commands mentioned in below technote link and delete the old one's to free the disk space http://www-01.ibm.com/support/docview.wss?uid=swg21695540 2. Remove old NPS Kit versions and other old software packages from /nz directory which are not in use. 3. Delete old logs and files from /tmp, /nzscratch and /var/log/ 4. Issue df -h and cross-check disk usage by all file systems.
SHC019	Catalog size on host is too big	Some metadata files in the system catalog on this host are very big (>200MB) or entire catalog is very big (>10GB). That may impact performance of catalog read or write operation which may impact performance of entire NPS. To fix the issue, run nz_manual_vacuum from Software Support Tools package and remove core dump files from /nz/data and its subfolders. Note: the nz_manual_vacuum script must be called when the NPS system is stopped and it may take substantial amount of time to complete (for instance when /nz/data directory size is 50GB it may take up to 2 hours to complete).
SHC027	Failed hardware component(s)	If you did not failover the hardware component on purpose, please contact Smart AfterLife support.
SHC030a	Data slices getting full	One or more data slices is utilized between 80% and 90%. Review nz_skew for storage % used and observe if any skew. Helpful technote for resolving skew. http://www.ibm.com/support/docview.wss?uid=swg21994105 If all your data is significant, consider extending your Netezza appliance.
SHC921	Host's cluster is not active	The Heartbeat Cluster is not active. Unless this was done on purpose, report the issue to Smart AfterLife Support with the bundle created with following command, run as root user: #nzlogcollector -component cluster
SHC923	Host's DRBD issue detected	DRRBD subsystem (responsible for synchronizing catalog between hosts) is not working properly, as at least one node is not in UpToDate state. The catalog is not fully replicated. Unless this was done on purpose, report this issue to Smart AfterLife support with the bundle created with following command, run as root user: #nzlogcollector -component cluster
SHC934	Cluster node state is not online	High availability might be compromised on this system. Please contact Smart AfterLife support.